



NISSAN DIESEL AMERICA, INC. RECALL BULLETIN

DATE: AUGUST 30, 1999
MODEL YEAR: 1998 ~ 2000
MODELS AFFECTED: UD1200/UD1400
BULLETIN #: SC - 209

FILE AT THE END OF THE STEERING SECTION OF THE TECHNICAL BULLETIN BINDER

VOLUNTARY SAFETY RECALL CAMPAIGN #99V - 209:
1998 ~ 2000 MODEL YEAR UD1200 AND UD1400 FRONT STEER AXLE TIRE REPLACEMENT

MODELS AFFECTED

Certain 1999 and 2000 model year UD1200 vehicles produced between August, 1998 and May, 1999 and certain 1998 through 2000 model year UD1400 vehicles produced between May, 1998 and May, 1999 which were not completed while in port inventory. Each dealer will receive a computer listing of all affected vehicle identification numbers in their unsold dealer inventory. The range of applicable vehicles, listed by model, year and wheelbase, involved in this safety recall are as follows:

| MODEL & YEAR | WHEELBASE | VIN RANGE OF APPLICABLE VEHICLES |
|-----------------------|----------------------------------|---|
| UD1200 1999 & 2000 | <u>3</u> <u>4</u> <u>5</u> | JNAUXV1J1XA <u>3</u> 00106 ~ JNAUXV1J8YG <u>3</u> 01011 JNAUXV1J2XA <u>4</u> 00103 ~ JNAUXV1J9YG <u>4</u> 01103 JNAUXV1J5XA <u>5</u> 00101 ~ JNAUXV1J1YG <u>5</u> 01132 |
| UD1400 1998 ~ 2000 | <u>3</u> <u>4</u> <u>5</u> | JNAU4T1J0WA <u>3</u> 05146 ~ JNAUZV1J9YG <u>3</u> 51006 JNAU4T1J5WA <u>4</u> 05551 ~ JNAUZV1J4YG <u>4</u> 51093 JNAU4T1J7WA <u>5</u> 05246 ~ JNAUZV1JXYG <u>5</u> 51176 |

DESCRIPTION

The possibility exists that the Dunlop brand SP LT5 front steer axle tires may deflate with little or no warning. If this occurs while the vehicle is in motion, steering ability could be impaired. This impaired steering ability could cause loss of control and vehicle crash with little or no prior warning.

The repairs to correct this condition consist of replacing both of the existing SP LT5 front steer axle tires with replacement tires provided by the Dunlop Tire Corporation.

All owners of affected vehicles will be notified by mail to schedule an appointment with an authorized Dunlop Tire repair facility to have this safety recall performed free of charge to the owner.

The National Highway Traffic Safety Administration has assigned the identification number 99V-209 to this safety recall. This identification number must appear on all communications and documents of any nature related to the campaign described in this bulletin.

ADMINISTRATION / DEALER RESPONSIBILITY

Proceed immediately to make the necessary repairs to the affected vehicles in unsold dealer inventory. All new and used inventory vehicles subject to this recall must be corrected prior to sale, transfer or delivery. Each dealer will receive a computer listing of all affected vehicle identification numbers in either unsold inventory or retail delivered to customers. With this computer listing, the dealer will receive an "Authorization For Recall Notification Service" card for all unsold or undelivered inventory vehicles. This postage prepaid card must be filled out correctly and returned to the address on the card indicating whether the vehicle was repaired, transferred, sold, etc. (refer to the UD Warranty Policies & Procedures Manual, Part III, Section 1). For vehicles without an "Authorization for Recall Service" card, check the vehicle identification number with the Vehicle Service Notification screen of the NDANET2 Warranty Claim System menu to verify that it requires the safety recall.

PARTS INFORMATION

The replacement tires required to complete the repairs as described in this Recall Bulletin are to be received through the Dunlop Tire Corporation. Please contact the Dunlop Tire Corporation Customer Affairs Office at the phone number listed below as soon as possible to schedule a shipment of no-cost replacement tires shipped directly to your location with no freight charge.

DUNLOP TIRE CORPORATION CUSTOMER AFFAIRS OFFICE: (800) 548 - 4714

Refer to the attached computer list to order the required number of front steer axle replacement tires necessary to repair the listed vehicles.

SERVICE INFORMATION

Some vehicles may have been previously repaired at a port facility. If the listed vehicle has Dunlop Rover A/T 10-ply radial tires on the front steer axle, the repairs have already been completed and no further action is necessary.

Dunlop Tire Corp. has determined that affected SP LT5 tires manufactured within a certain D.O.T. serial number range were installed on some of the listed vehicles. A D.O.T. serial number is a 10-digit code stamped into one side of the lower sidewall. The last three digits indicate the week and the year that the tire was produced, as illustrated below.

D.O.T. SERIAL NUMBER EXAMPLE

D.O.T. U 2 B A 7 K L 3 3 8

WEEK OF PRODUCTION (01 ~ 52)

LAST DIGIT OF YEAR (0-1998, 9-1999)


AFFECTED TIRE D.O.T. SERIAL NUMBER RANGES:

UD1200

U2BA7KL308 ~ 129

UD1400

U2BAWKL198 ~ 129



Inspect the front steer axle tire D.O.T. serial numbers of listed vehicles. If one or both front steer axle tire D.O.T. serial numbers on a listed vehicle fall within the ranges shown above, proceed with tire replacement according to the following instructions. If not, place a mark in Box 01 (Inspected - No corrections necessary) of the "AUTHORIZATION FOR RECALL SERVICE" card and return it to NDA.

The UD Dealer may choose to subcontract a tire service facility to perform the repairs described in this bulletin as sublet labor. The following instructions are for dealers who choose to perform the repairs on-site using the dealer's equipment and personnel.

Before servicing the vehicle, **read the entire set of instructions first**. Observe the following safety precautions to prevent personal injury, damage to property, or both while jacking:

- Park the vehicle on a level, flat, hard surface, place the transmission in NEUTRAL (PARK for automatic transmissions), stop the engine and set the parking brake.
- Chock the front and back of the rear tires while jacking the vehicle.
- Do not allow any person to remain in the vehicle while jacking.
- Do not attempt to raise the vehicle by the bumper.
- While jacking the vehicle, do not open or close cab doors, or load or unload the vehicle.
- Never get underneath the vehicle while it is supported only by the jack.

1. Loosen, but do not remove, the front steer axle wheel nuts.

NOTE: The wheel nuts on the right side have right-handed threads; the left side wheel nuts have left-handed threads.

2. Raise the vehicle to the height where the tire will just clear the surface. Install safety stands under the frame if the vehicle is to remain elevated for an extended period of time.

3. Remove the wheel nuts and wheels.

4. Replace the existing Dunlop SP LT5 front tires with the replacement tires, inflate to the correct pressure according to the Tire Load Limit chart found in the Service Manual CD (Page MA-6-10) or UD1200/1400 Owner's Manual (Page 11-59), and dynamically balance the wheels.

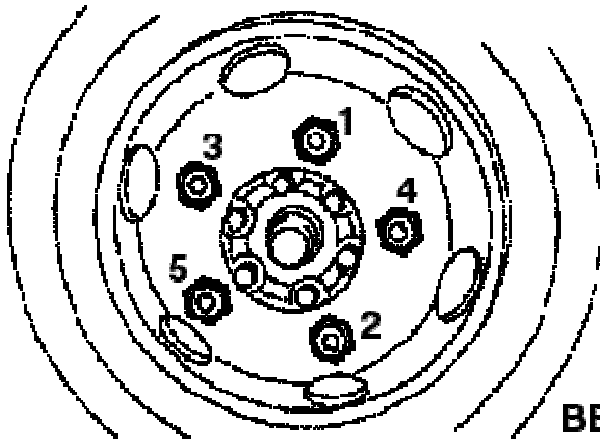
5. Before reinstalling the wheel, clean the wheel mounting surface with a wire brush and a clean, dry cloth. Apply a small amount of clean engine oil or grease to the threaded portions of the wheel nuts and hub bolts and on the spherical surfaces of the wheel nut ball seats. Do not use molybdenum grease for this purpose.

6. Using a lever, raise and fit the wheel disc to the hub by aligning the wheel disc bolt holes to the hub bolts. Position the wheel so that the hub bolts are in the center of the wheel disc bolt holes, and then hand-tighten the wheel nuts temporarily.

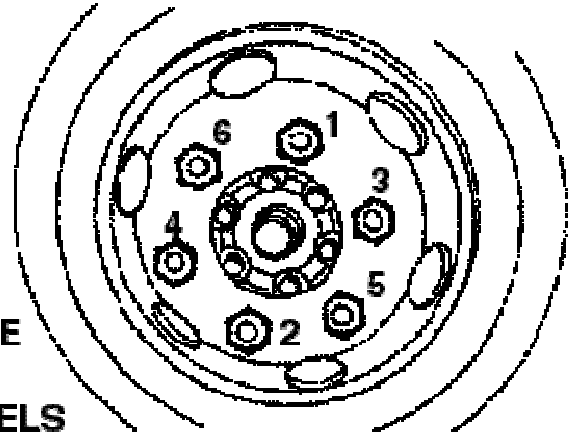
NOTE: Make sure that the spherical surface of the wheel nut faces the wheel disc.

7. Remove the safety stands and loosen the jack to slowly lower the wheels to the ground.

8. Tighten the wheel nuts incrementally in the sequence shown below to reach the specified torque.



NOTE
WHEEL NUT
TORQUES ARE
DIFFERENT
BETWEEN MODELS



UD1200 WHEEL NUT TORQUE
 325 - 398 ft-lbs
 (441 - 539 N-m) (45 - 55 kg-m)

UD1400 WHEEL NUT TORQUE
 268 - 311 ft-lbs
 (363 - 422 N-m) (37 - 43 kg-m)

9. Make two copies of the properly completed "AUTHORIZATION FOR RECALL SERVICE" card (place a mark in box 02, "Inspected and corrected") and attach one to each tire.
10. Return the removed tires to the Designated Dunlop Tire Adjustment Center for the region in which your dealership is located using the U.P.S. call pick-up tags included with the replacement tires.

DESIGNATED DUNLOP TIRE ADJUSTMENT CENTERS

DUNLOP TIRE CORP.
 5525 EAST CONCOURS
 ONTARIO, CA 91761
 PHONE (800) 826 - 4702
 FAX (909) 481 - 8962

DUNLOP TIRE CORP.
 WALL TRIANA ROAD, S.W.
 HUNTSVILLE, AL 35807
 PHONE (256) 772 - 1451
 FAX (256) 772 - 8427
 CONTACTS: VINCE WEBSTER,
 BILL TRIBBLE, KEN HLAD

DUNLOP TIRE CORP.
 CENTRAL OHIO IND. PARK
 CURTIS ROAD, BLDG. 31
 SHELBY, OH 44875
 PHONE (800) 241 - 1571
 FAX (419) 347 - 4330
 CONTACTS: DAN KRIEDEL,
 CHRIS CORBAS

WARRANTY REIMBURSEMENT INFORMATION

Expenses for replacing the existing front steer axle tires with the replacement tires as described in this Recall Bulletin are to be recovered through the standard UD Warranty Claim Procedures as listed in the UD Warranty Policies & Procedures Manual, PART III and PART V. Please mail the "Authorization for Recall Notification Service" card to Nissan Diesel America, Inc. when the repairs are complete. Use the following information to prepare your warranty claims:

| | |
|---------------------|--|
| WARRANTY CODE: | K154 * |
| REPAIR DESCRIPTION: | PERFORM SAFETY RECALL CAMPAIGN # 99V - 209 |

CLAIM APPLICABLE LABOR AND SUBLET ITEMS ACCORDING TO THE MATRIX BELOW:

| FOR THESE REPAIRS CLAIM THESE | INSPECTED VEHICLE, NO CORRECTION NECESSARY | UD DEALER PERFORMS ENTIRE REPAIR | R & R BOTH WHEELS (TIRE REPLACEMENT & BALANCE AS SUBLET) | DUNLOP TIRE SERVICE FACILITY PERFORMS ENTIRE REPAIR |
|----------------------------------|--|---|--|--|
| LABOR OP # | 720A | 720B | 720C | 720D |
| INDIVIDUAL LABOR TIMES | INSPECTION: 0.2 | INSPECTION: 0.2 OBTAIN NEW TIRES, RETURN OLD TIRES: 0.3 R & R BOTH FRONT WHEELS: 0.5 REPLACE & BALANCE BOTH TIRES: 1.5 | INSPECTION: 0.2 OBTAIN NEW TIRES, RETURN OLD TIRES: 0.3 R & R BOTH FRONT WHEELS: 0.5 DELIVER WHEELS TO TIRE DEALER: 0.5 | INSPECTION: 0.2 OBTAIN NEW TIRES, RETURN OLD TIRES: 0.3 DELIVER WHEELS TO TIRE DEALER: 0.5 |
| TOTAL LABOR TIME | 0.2 HRS. | 2.5 HRS. | 1.5 HRS. | 1.0 HRS. |
| SUBLET ITEMS | NONE | WHEEL WEIGHTS, HANDLING ALLOWANCE | SUBLET REPAIR, HANDLING ALLOWANCE | SUBLET REPAIR, HANDLING ALLOWANCE |

***NOTE:** When the Warranty Code is entered, the NDANET2 Warranty Claim system will automatically enter the Warranty Trouble Code and the Failed Part Number into the claim.

1. Special Handling Allowance of \$16.00 (listed in the NDA/Net On-line Warranty Claim Sublet menu as "99V209 SHA") will be allowed per vehicle when tires are replaced according to this bulletin.

2. Do not claim Individual Labor Times. Only claim Total Labor Time for the applicable repair.