



TRUCKS

TECHNICAL BULLETIN EN-25

DATE: JANUARY 12, 2001
MODEL YEAR: 1999 ~ 2001
CHASSIS MODEL: UD1200/UD1400/UD1800CS
ENGINE MODEL: FD46TA
BULLETIN #: EN - 25
FILE IN THE ENGINE SECTION OF THE TECHNICAL BULLETIN BINDER

FD46TA TIMING MARK CHANGE

PURPOSE

To announce changes to the design and layout for the FD46TA flywheel timing marks.

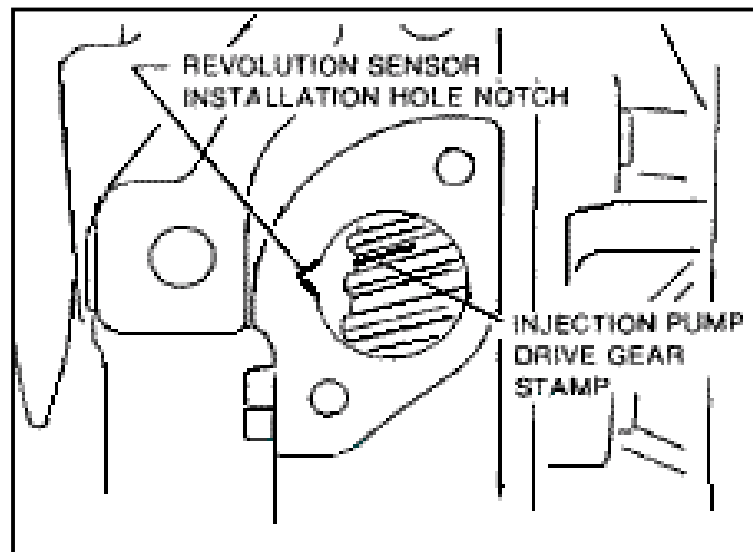
CHANGE NOTICE

The flywheel timing marks used for timing the injection pump, adjusting the rocker arms, and other engine service functions, have changed. For additional information regarding the changes to the engine flywheel housing opening, refer to Technical Bulletin EN-23.

INJECTION PUMP DRIVE GEAR

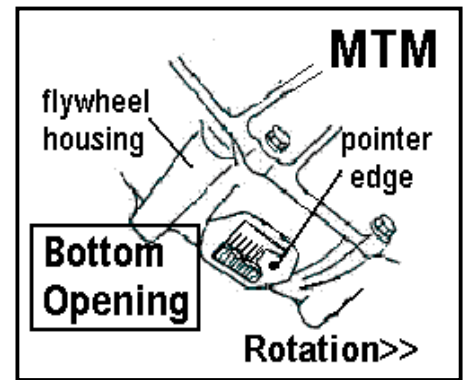
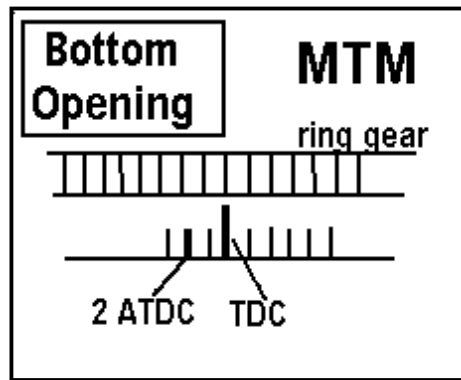
Unlike FE6, FE6T, FE6TA, and FD35T, the alignment mark on the injection pump drive gear does not align with its matching scribe mark at #1 Top Dead Center. The two scribe marks align at 2 degrees After Top Dead Center (ATDC).

When the scribe mark on the injection pump drive gear is not visible the #4 cylinder is set at Top Dead Center on the compression stroke. Rotate the flywheel in the standard direction until the #1 cylinder is set at Top Dead Center on the compression stroke.

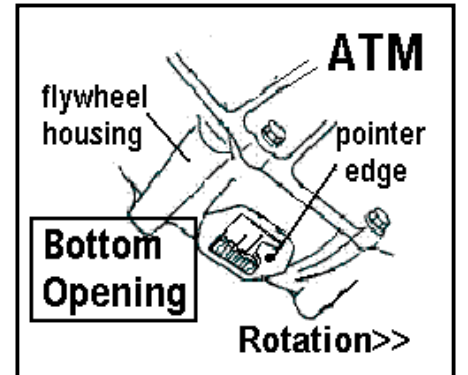
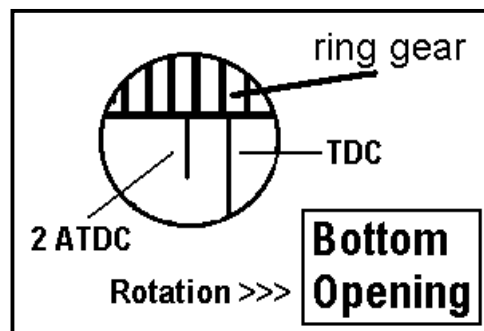


1999 MODEL YEAR

MTM

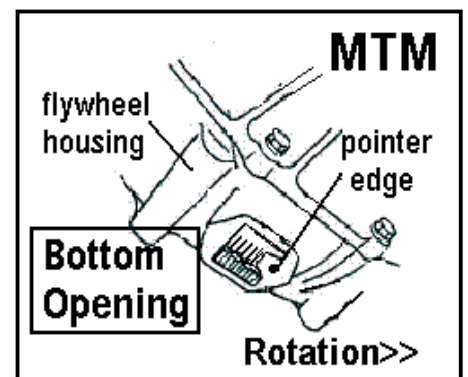
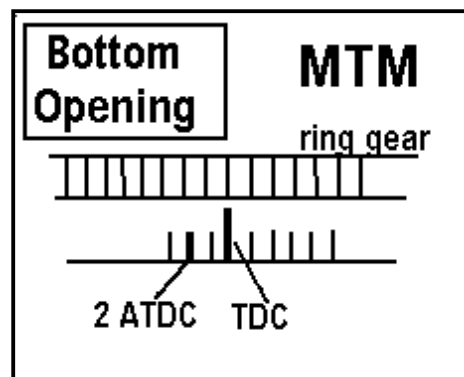


ATM

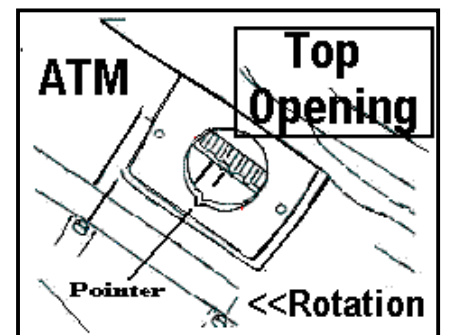
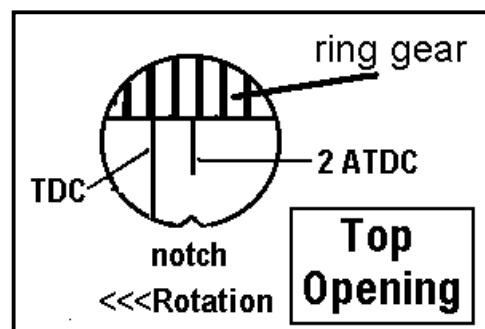


2000 MODEL YEAR

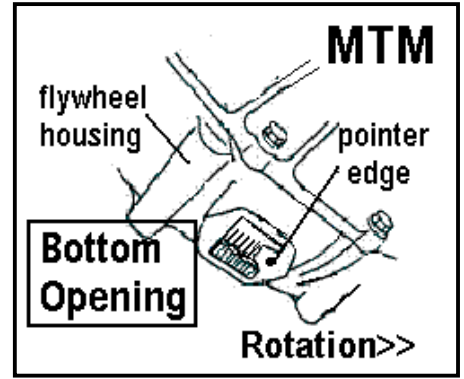
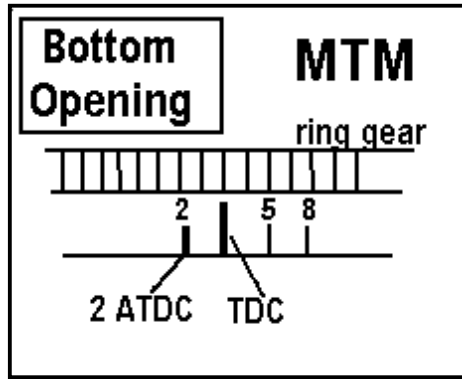
MTM



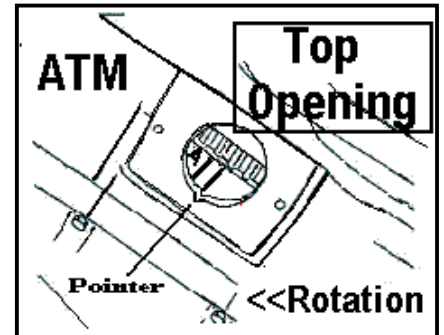
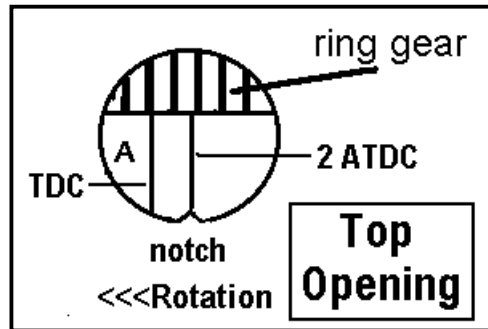
ATM



MTM



ATM



NOTE: Letter A indicates Automatic Transmission